



FIRE-RATED COMPACT WASHING MACHINE OUTLET BOX

696R SERIES

OxBox™

SPECIFICATION

Sioux Chief 696 series OxBox™ fire-rated outlet box shall be used where necessary in plumbing systems. Unit shall allow for mounting on-stud or between studs, and include plated, 1/4-turn valves with 3/4" MHT outlets. Valve outlets shall be provided with tamper-resistant test caps. Valve handles on arrester models can be operated together (single throw) or independently. Metal support bracket can be installed into top/bottom tracks of box. Drain box shall have a testable 5/8" nipple on drain cover. Designed in accordance with IAPMO PS 54-2021a.

MATERIALS

- Valve body:** Forged brass¹
- Valve shank:** Brass¹ or CPVC with 304SS grip ring, brass nut, silicone seal
- Outlet box:** ABS
- Box frame:** Fire-rated ABS
- Frame extension:** Fire-rated ABS²
- Arrester body:** 304SS barrel with brass¹ body
- Arrester piston:** Polypropylene with EPDM o-rings
- Fire guard:** intumescent material

CERTIFICATIONS/APPROVALS

NSF-372 compliant¹, IAPMO listed box and valves, Arresters meet ASSE 1010, Valves meet ASME A112.18.1 Listed by Warnock Hersey (see back side) System design number: SC/WA120, W/N 14409

VALVE/ARRESTER WORKING LIMITS

- Max Working Temperature:** 200° F
- Max Testing/Working Pressure:** 150 PSIG

DIMENSIONS

- A:** Frame width 5-7/8"
- B:** Frame height 7-1/4"
- C:** Box width 4"
- D:** Box height 5-1/2"
- E:** Box depth 3-1/2"
- F:** Supply inlet 1/2" Nom. 2" O.C.
- G:** Supply outlet 3/4" Male hose thread
- H:** Drain connection 2" Sch. 40 hub
- I:** Test nipple 5/8" O.D.
Bracket length 18"

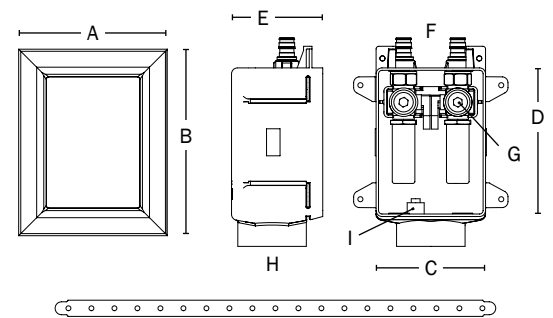
ITEM # SUBMITTED	_____
JOB NAME	_____
LOCATION	_____
ENGINEER	_____
CONTRACTOR	_____
PO#	_____ TAG _____



696RG2413WF



696RG2403WF



Create Item Number

696AB

e.g. **696RG2303WF**: Fire-rated compact washing machine outlet box with frame; no-lead valves, F1960 connection

ARRESTERS **A**

- RG2403** = No arresters
- RG2413** = With arresters

SUPPLY CONNECTION **B**

- CF** = CPVC (male)
- WF** = F1960 PEX

Accessories - Available Separately:
696-EX: Frame extension²

¹ C69300 material is DZR and SCC resistant, compliant with NSF-61 & 372, and compliant with California No Lead Plumbing Law
² 696-EX frame extension available separately. Use with 2 layers of drywall for 2-hour specifications

FIRE-RATED OXBOX

DESIGN SPECIFICATION

1. WALL CONSTRUCTION

- a. Wood or metal stud construction, max 100 in.² of penetrations per 100 ft² of wall.
- b. 16" or 24" on-center stud construction.
- c. Can be installed with a gap between front and back wall assemblies (UL Design # U341) (Figure 2).
- d. Single-layer 5/8" gypsum construction with 1-hour fire rating.
- e. Double-layer 5/8" gypsum construction with 2-hour fire rating.
- Frame extensions can be used.
- f. Boxes cannot be installed back-to-back.

2. PIPE/BOX SUPPORT

- a. Each outlet box shall be installed in a separate stud bay and attached to the stud (Figure 3 & 4). Fire rating does not apply to installations of two or more boxes in the same stud bay.
- b. Supplied support bar.
- c. Supply lines to be installed using ordinary methods.
- d. Drain line to be supported using ordinary methods.

3. PIPE MATERIAL

- a. 2" or larger metallic, PVC, or ABS DWV pipe.
- b. Metallic or plastic water supply pipe.

4. FIRESTOP DEVICE

Sioux Chief fire-rated OxBox uses fire-rated resin. Boxes have 4" x 4" intumescent adhesive pads factory installed on the back of boxes.

NOTE: Gaps up to 1/2" around box can be sealed with drywall plaster. Larger gaps require firestop sealant applied to opening spanning entire drywall depth

FIGURE 1

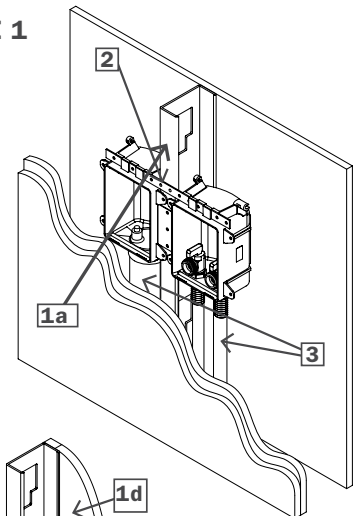
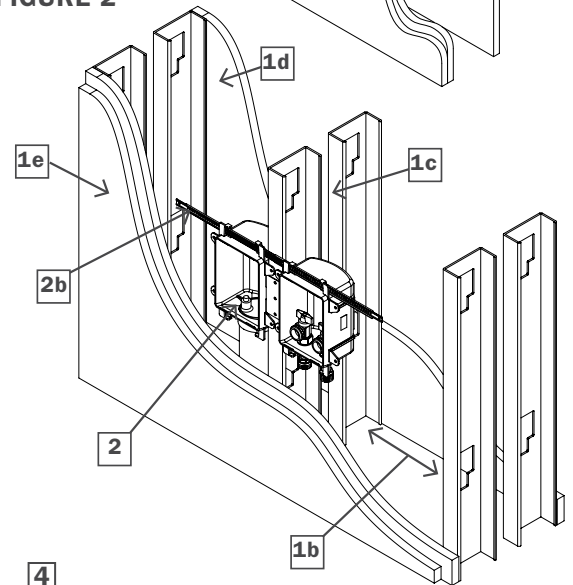


FIGURE 2



4 Fire-rated ABS

UL D.#U341

"over stud" installation

"separate stud bay" installation

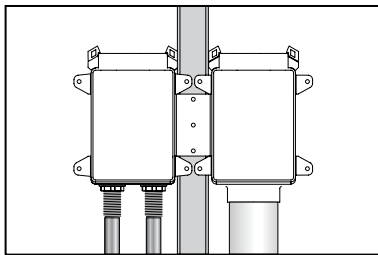


FIGURE 3

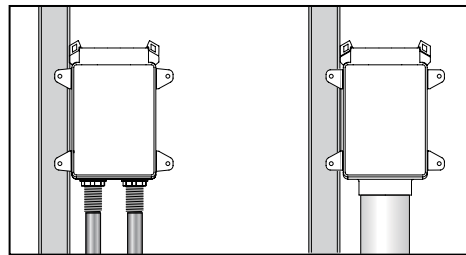


FIGURE 4

THE FIRE-RATED OXBOX IS CERTIFIED BY INTERTEK/WARNOCK HERSEY TO THE FOLLOWING FIRE RATING STANDARDS:

ASTM E-814

2 hours (F), 90 mins (T)
for 2-hour design
1 hour (F), 31 mins (T)
for 1-hour design

ASTM E119

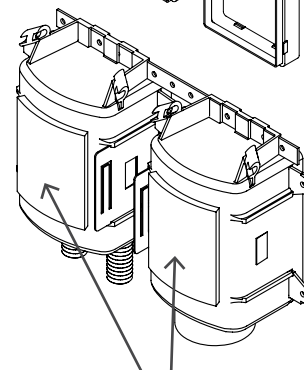
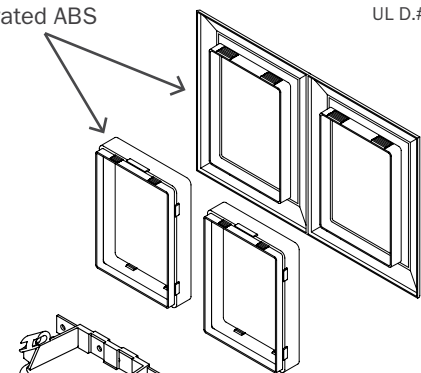
CAN/ULC S115

2 hours (F), 90 mins (T)
for 2-hour design
1 hour (F), 31 mins (T)
for 1-hour design

UL 1479



SCM SPEC ID
23320



Intumescent pads